
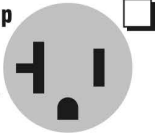


Sales Contact:	Bizhub Model:
Customer Name:	Customer Contact:
Contact Phone #	Contact E-mail:

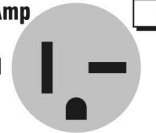
**120 Volt 15 Amp  
NEMA 5-15R**  
42, 363, 423,  
C364



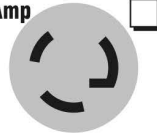
**120 Volt 20 Amp  
NEMA 5-20R**  
654, 754,  
552, C454, C654  
KIP7700



**220 Volt 20 Amp  
NEMA 6-20R**  
950,1200, 1051



**220 Volt 30 Amp  
NEMA 6-30R**  
C6000, C7000



1. What desktop operating systems are in use? \_\_\_\_\_

2. What is your Network Operating System? \_\_\_\_\_

»»»»» PLEASE PROVIDE NETWORK SETTINGS «««««

Static IP Address: \_\_\_\_\_ Subnet Mask: \_\_\_\_\_

Default Gateway Address: \_\_\_\_\_

Primary DNS: \_\_\_\_\_ Secondary DNS: \_\_\_\_\_

3. Are you planning to Scan with this bizhub? YES  NO

If Yes, please select your preferred scanning Destination: Scan to PC  Scan to Email  Scan to FTP

»»»»» IMPORTANT: To scan to Email, you need an SMTP Email server & we need the following information: «««««

SMTP Server Address: \_\_\_\_\_

SMTP User Name: \_\_\_\_\_

SMTP Password: \_\_\_\_\_

Device Email Address: \_\_\_\_\_

SMTP Maximum Message Size (in MB): \_\_\_\_\_ MB

4. If Configured with Fax, would you like to PC Fax? Yes  No

### Connectivity Overview—Please Confirm

- |   |                              |                             |
|---|------------------------------|-----------------------------|
| There are enough dedicated electrical outlets near the equipment? | Yes <input type="checkbox"/> | No <input type="checkbox"/> |
| There are enough live network connections near the equipment?     | Yes <input type="checkbox"/> | No <input type="checkbox"/> |
| There is a live fax line near the equipment (if applicable)?      | Yes <input type="checkbox"/> | No <input type="checkbox"/> |
| There is a Network Patch Cable available (not supplied)?          | Yes <input type="checkbox"/> | No <input type="checkbox"/> |
| Will your network administrator be on site for installation?      | Yes <input type="checkbox"/> | No <input type="checkbox"/> |

The Customer understands that any changes or additions to the network in operating systems, application software, or additional hardware will require the completion of a new network analysis form. Any and all changes to your network after our initial installation can result in additional charges.

Signature: \_\_\_\_\_ Date: \_\_\_\_\_

Signed by (please print): \_\_\_\_\_